


一、活動目標

1. 培養學生運用兒歌及故事進行英語教學的能力。
2. 提昇學生使用英語的信心。



二、參加對象

師資培育中心一、二年級學生和幼保系學生。



三、實施方式

1. 辦理英文兒歌及說故事工作坊，時間訂定為 115 年 3 月 7 日(周六)和 3 月 14 日(周六)下午 14:00-17:00，於立緒樓二樓創藝展演廳。
講師：黃又青（美國奧克拉荷馬州中央州立大學幼兒教育碩士，「故事角落」創辦人）
2. 辦理幼兒英語兒歌及說故事競賽（採拍攝影片上傳方式）

四、參賽方式

1. 錄影時請模擬面前有一群幼兒和你互動參與。於 4 月 18 日(週六)前將影片以 mp4 格式上傳雲端硬碟。依序包含唱兒歌及說故事兩個項目（先兒歌、後故事），拍攝時兒歌和說故事各不可中斷(兒歌和故事之間可中斷)，總時間以 6-7 分鐘為原則。
影片上傳網址：<https://webhdd2.must.edu.tw:5001/sharing/WTBgFSc62>
2. 5 月 30 日(週六)公告評選結果，頒發獎金和獎狀：第一名 4000 元、第二名 3000 元、第三名 2000 元。

五、 評分標準

項目	評分標準	比例
英文兒歌(40%)	發音和咬字清晰度	20%
	韻律節奏感	20%
英文故事(40%)	發音和語調	20%
	聲音表情和故事詮釋	20%
互動感(20%)	和幼兒的互動氛圍	20%

參考之兒歌和故事(不局限於以下提供資料)

(一) 英語兒歌

手指謠：

1. Five Little Ducks

Five little ducks went out one day.

(一手伸出五指當小鴨)

Over the hill and far away.

(「小鴨」越過山坡，走到遠方)

When mommy duck went “quack, quack, quack.”

(另一手做鴨嘴狀，一張一合)

One little duck came back.

(一隻「小鴨」回到鴨媽媽身邊)

(然後伸出四隻手指，繼續唱。五遍後，就沒有小鴨在外「玩耍」)

2. I See, I See

I see, I see, see with my eyes.(做觀看狀，再指眼睛)

I hear, I hear, hear with my ears.

(做聆聽狀，再指耳朵)

I eat, I eat, eat with my mouth.

(做咀嚼狀，再指嘴巴)

I smell, i smell, smell with my nose.

(做嗅聞狀，再指鼻子)

3. Rain Rain Go Away

Rain, Rain, Go Away.

(手指張開，從上往下滑動，然後往左或右甩)

Come Again Some Other Day.

(一手做「請過來」的動作)

Little Children Want To Play.(一一指著小朋友)

Rain, Rain, Go Away.

(手指張開，從上往下擺動，然後往左或右甩)

肢體律動兒歌：

1. Apples

Way up high in the apple tree.(站著，手舉高)

Two little apples smiled at me.

(握拳當蘋果，眼看著蘋果微笑)

I shook that tree as hard as I could.(全身搖晃)

Down came the apples, (拳頭「飄」下到地上)

Mmm, they were good!

(假裝咬一口，然後做好吃狀)

2. Hokey Pokey

You put your right foot in.

(手牽手圍成圓圈，右腳往圓圈裡面放。)

You put your right foot out.

(右腳往圓圈外面放。)

You put your right foot in and shake it all about.

(右腳往裡放，然後稍微抬起晃動。)

You do the hokey pokey and you turn yourself around.

(伸出兩食指與肩齊高，並上下擺動，然後在原地轉一圈。)

That's what is all about.(順著節拍拍手。)

(重複，把 right foot 改成 left foot, right hand, left hand, head, shoulder, chin.....等身體部位。)

3. I am a Little Teapot

I am a little teapot.(一手當壺蓋蓋頭)

Short and stout.(半蹲，站穩)

Here is my handle.(一手插腰)


Here is my spout.(一手做壺嘴狀)

When I get all steamed up.(站直)


Hear me shout.(說完後，發出「鳴」的叫聲)

“Tip me over and pour me out! (身側彎做倒水狀)


(二) 英語圖畫故事書




Bark, George, by Jules Feiffer, Scholastic, 1999




Do You Want to Be My Friend? by Eric Carle, Trumpet, 1971




Freight Train, by Donald Crews, Puffin, 1978




Have You Seen My Duckling? by Nancy Tafuri, Scholastic, 1984




Hug, by Jez Alborough, Walker Books, 2000



I Went Walking, by Sue Williams & Julie Vivas, 1998



No, David! by David Shannon, Scholastic, 1998




Polar Bear, Polar Bear, What Do You Hear? by Bill Martin Jr. & Eric Carle, Henry Holt,


1991




Rain, by Robert Kalan & Donald Crews, Mulberry, 1991




The Carrot Seed, by Ruth Krauss & Crockett Johnson, HarperFestival, 1945



The Chick and the Duckling, by Mirra Ginsburg, illustrated by Jose Aruego & Ariane Dewey, 1972



Where's Spot? by Eric Hill, G.P. Putnam's Sons, 1980



Yo! Yes? by Chris Raschka, Scholastic, 1993